

**Modular Cooking - Grandis**  
**Electric - Indirect Boiling Pan**  
**NEBP 150 GR IND**



Due to continuous technical development, the image shown may not represent the latest design of the unit.

#### DESCRIPTION

Modular indirect electric boiling pan with 900 mm depth, and 150 liters capacity powered with 27 kW incoloy heaters.

Usable for cooking liquid food, vegetable, starch meal, sauces soups, or acidic dishes.

Made of AISI 304 with 2 mm top thickness, boiling kettle is made of 2 mm thick AISI 316 bottom and 2 mm thick AISI 304 sleeve. Indirectly heated to improve temperature distribution during boiling and prolong lifetime of the kettle.

#### OTHER AVAILABLE MODELS

- NEBP 100 GR IND

#### MAIN FEATURES

- Powered with 3 x 9 kW incoloy heaters.
- Indirectly heated with 150 liters capacity. Distilled water is automatically filled through the inlet inside the right body.
- Lid is suspended with safe multi-step hinge to prevent operational injury.
- Drain tap outflow made of AISI 304 with 2" diameter and red-colored indicator when distilled water is empty.
- Front panel includes manometer. Pressure in the kettle jacket is operating below 0.55 bar.
- Digital control interface to adjust the temperature.

#### CONSTRUCTION

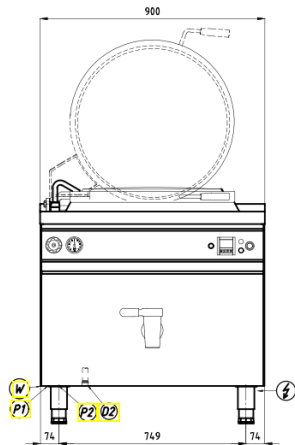
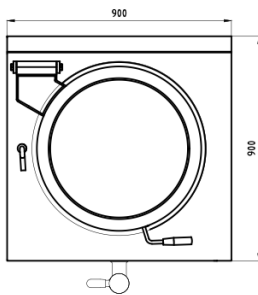
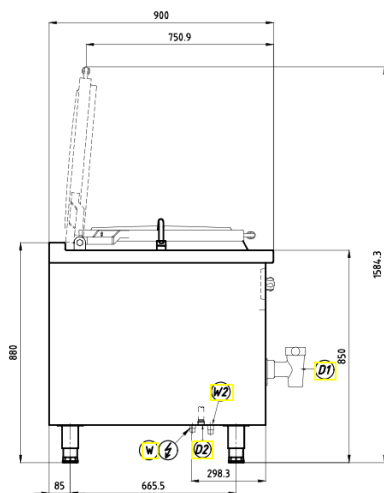
- External construction entirely with AISI 304.
- Top panel with 2 mm thickness. Orbital surface finishing: resistant toward scratches.
- Front panel is constructed of 1 mm AISI 304 with satin surface finish.
- Side panel is constructed of 0.8 mm AISI 304 with satin surface finish.
- Adjustable +/- 25 mm AISI leg.
- Connector between Grandis product on the front and the back.
- IPX4 water protection level.

#### INCLUDED ACCESSORIES

- N/A

#### OPTIONAL ACCESSORIES

- Joint clip GR.
- Power cable, H07RN-F (5 x 10 mm) p/mtr.
- Volume measuring stick
- Drain cock filter.

**FRONT****TOP****SIDE**

\*Overall dimension in mm

**TECHNICAL DATA****External Dimensions**

Width	: 900 mm
Depth	: 900 mm
Height	: 850/880 mm

**Cooking Surface**

Cooking zones	: 150 liters, Ø 630 mm
Heating zones	: 1
Control type	: Modulating temperature control

**Electrical Supply Data**

Total connected load	: 27 kW
Voltage	: 400V, 3PNE AC /50-60Hz
Recommended fuse	: 50 A (slow)

**Connections**

Water	: DN 15 (1/2")
Drain	: DN 50 (2")

**Heat & Steam Emissions**

Direct heat emission	: 0.94 kW
Latent heat emission	: 5.4 kW
Steam emission	: 7.94 kg/h

**PACKAGING DATA**

Width	: 930 mm
Depth	: 930 mm
Height	: 1000 mm
Volume	: 0.86 m <sup>3</sup>

**WEIGHT**

Net Weight	: 151 kg
Gross Weight	: 181 kg