

Modular Cooking - Electric - Salamander

Electric - Salamander

NES 4000 T



Due to continuous technical development, the image shown may not represent the latest design of the unit.

DESCRIPTION

Electric salamander with three-side access and 3.6 kW ceramic heater.

Usable for food warming, preparation of au gratin dishes, caramelization, defrosting and glazing. Suitable for front-cooking, front-service area, snack concept applications.

Heating position can be freely adjusted, three-side access of plates/pan, plate detection heating that saves energy consumption, touch screen control with high contrast display, two independent heating zones, energy saving mode, can be mounted on the wall.

OTHER AVAILABLE MODELS

- NGS 8-40

MAIN FEATURES

- Powered with 2 x 1.8 kW ceramic heaters
- Plate detection heating that activates only when the plate is placed below the heating zone, optimizing energy consumption.
- Glass-protected heaters to ensure durability.
- Flexible height adjustment with minimum distance of 25 mm from the heater to the pan
- Two independent heating zones with possibility of energy-saving mode.
- Smart touch control with high-contrast display that enhance visibility from distance.
- Removable chromed steel cooking grid and crumb container.
- Can be mounted on the wall to save space and improve kitchen workflow.

CONSTRUCTION

- External construction entirely with AISI 304.
- Top and lower chasis is made of 1.2 mm thick AISI 304 with satin finish.
- Black matt powder coating SS 304 front panel with 1.2 mm thickness.
- Fiber infused plastic handle, robust and isolate heat generated from the heater.
- Rubber feet with 23 mm height
- IPX3 water protection level.

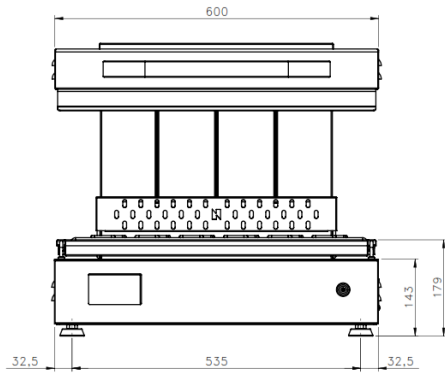
INCLUDED ACCESSORIES

- Wall-mounting bracket.
- Cooking Grill.
- Crumb container.

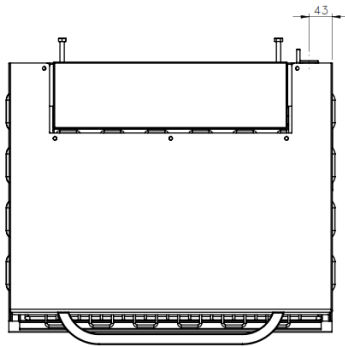
OPTIONAL ACCESSORIES

- N/A

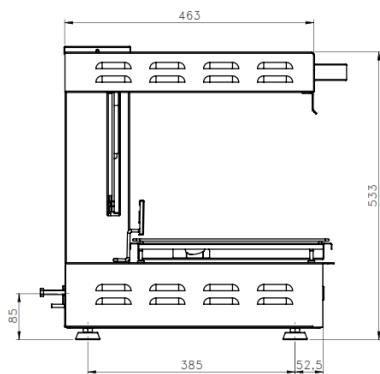
FRONT



TOP



SIDE



*Overall dimension in mm

TECHNICAL DATA

External Dimensions

Width : 600 mm
 Depth : 480 mm
 Height : 534 mm

Cooking Surface

Cooking zones : 475 X 365 mm
 Heating zones : 2
 Control type : Touch screen

Electrical Supply Data

Total connected load : 3.6 kW
 Voltage : 230V, 1NPE AC / 50-60 Hz
 Recommended fuse : 20 A (slow)

Connections

Water : N/A
 Drain : N/A

Heat & Steam Emissions

Direct heat emission : 2.8 kW
 Latent heat emission : 0.63 kW
 Steam emission : 0.93 kg/h

PACKAGING DATA

Width : 630 mm
 Depth : 510 mm
 Height : 654 mm
 Volume : 0.21 m³

WEIGHT

Net Weight : 63 kg
 Gross Weight : 70 kg