

Asian Cooking - Teppanyaki Griddle
Electric - Teppanyaki NETY - drop-in
NETY 3.75-50 DI



Due to continuous technical development, the image shown may not represent the latest design of the unit.

DESCRIPTION

Electric drop-in Teppanyaki griddle with uniform heating and accurate temperature control for superior hibachi-style cooking.

One heating zone, energized by Nayati SSS® die cast aluminium heating elements with a total of 3.15 kW connected load to ensure a stable and unfluctuating heating performance.

Griddle made of 16 mm thick, stainless steel AISI 420 which is designed to withstand the daily use of knives and spatulas. The griddle design with the grooved edges for oil collection and rectangular drain in combination with the grease drawer and removable splash-guard guarantees an excellent hygienic level.

OTHER AVAILABLE MODELS

- NETY 5.8-50 DI
- NETY 9-50 DI

MAIN FEATURES

- High-efficient Nayati SSS® die cast aluminium heating elements with a total connected load of 3.15 kW.
- Thermostat with control knob and function indication lights.
- Griddle plate, made of 16 mm stainless steel AISI 420 with grooved edges for oil collection and rectangular drain.
- Rectangular drain
- Detachable, stainless steel grease splash-guard.
- CE certified unit.

CONSTRUCTION

- Covers made of stainless steel AISI 304.
- Types of installations: drop-in.
- Unit made of high-grade stainless steel.

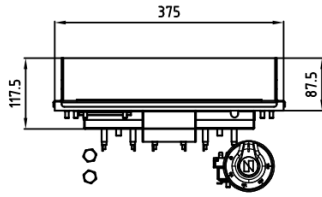
INCLUDED ACCESSORIES

- Detachable, stainless steel grease splash-guard.

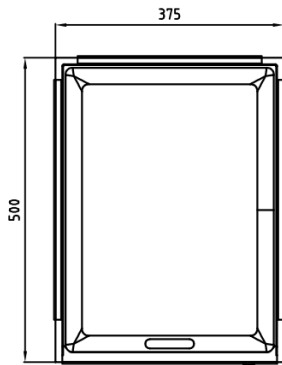
OPTIONAL ACCESSORIES

- N/A

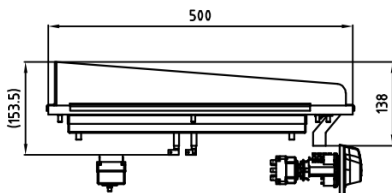
FRONT



TOP



SIDE



*Overall dimension in mm

TECHNICAL DATA

External Dimensions

Width : 375 mm
 Depth : 500 mm
 Height : 138/154 mm

Cooking Surface

Cooking zones : 287 x 412 mm
 Heating zones : 1
 Control type : Modulating temperature control

Electrical Supply Data

Total connected load : 3.15 kW
 Voltage : 230V, 1PNE AC / 50-60 Hz
 Recommended fuse : 20 A (slow)

Connections

Water : N/A
 Drain : N/A

Heat & Steam Emissions

Direct heat emission : 1.04 kW
 Latent heat emission : 1.26 kW
 Steam emission : 1.85 kg/h

PACKAGING DATA

Width : 405 mm
 Depth : 530 mm
 Height : 276 mm
 Volume : 0.06 m³

WEIGHT

Net Weight : 31 kg
 Gross Weight : 36 kg